

2800 Series

Premium New Construction Sliding Window



PARTNER OF THE YEAR

Andersen Corporation, including its subsidiary Silver Line Building Products LLC, earned the 2010 ENERGY STAR® Partner of the Year award.

Silver Line[®]
WINDOWS • DOORS [®]
an Andersen Company

Premium New Construction Sliding Window



2800 Series Sliding Window

Features & Benefits:

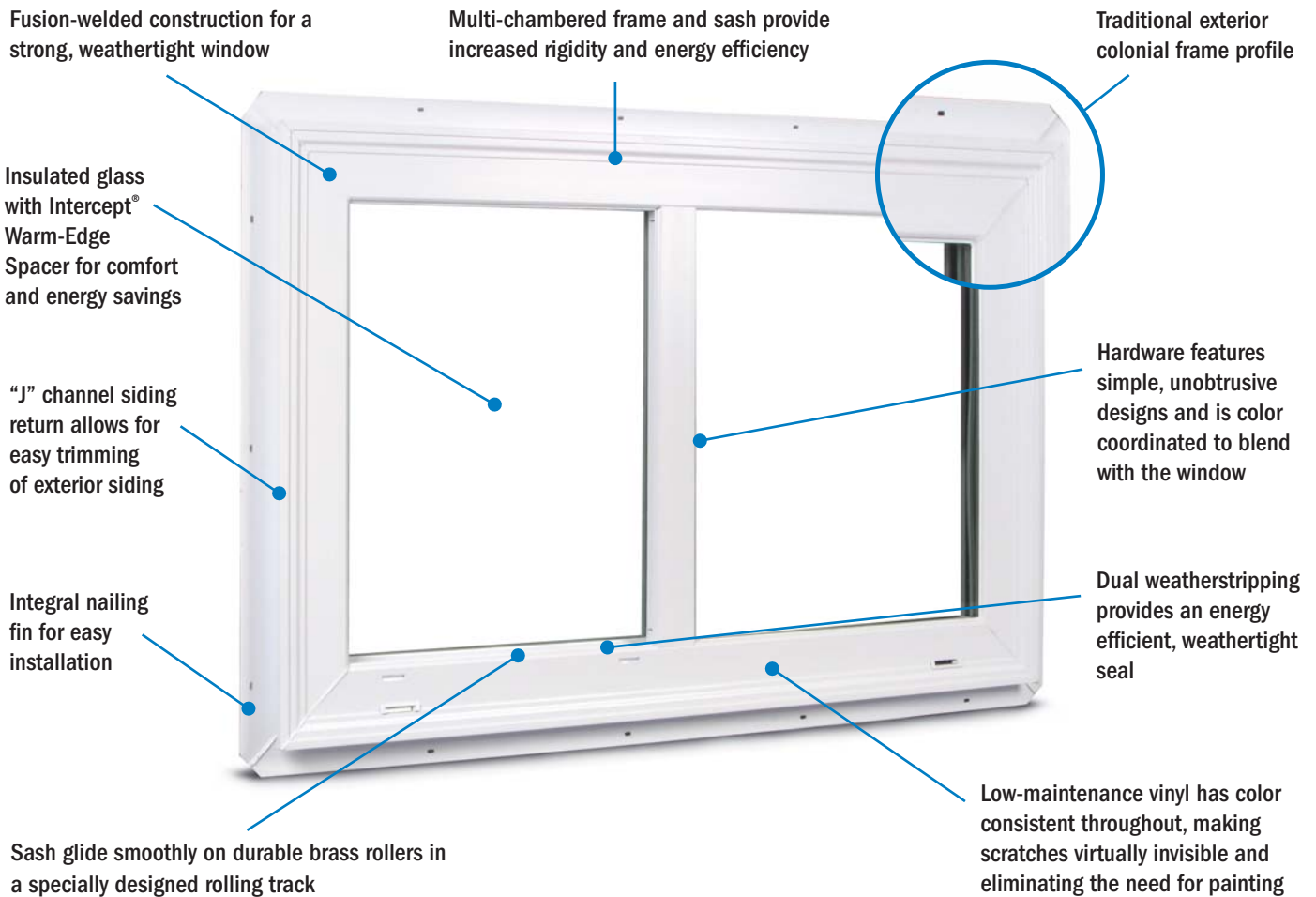
- Energy efficient insulated glass helps save energy and helps reduce heating and cooling costs
- Fusion-welded vinyl frame and sash create strong, weathertight corners
- Dual weatherstripping virtually eliminates drafts for a more energy efficient home
- Durable rollers and a specially designed rolling track make opening and closing these windows easy
- Integral “J” channel allows for neat, easy trimming of exterior siding to the window
- A colonial brickmold design offers a traditional look



Achieve the look you want with one of the best new construction sliding windows available - the Silver Line® 2800 Series sliding window. This window offers exceptional design flexibility with a variety of panel options to provide a solution for even your most challenging applications. Aesthetically appealing and easy to operate, the 2800 Series new construction sliding window is the perfect choice when space is limited and style is desired.

2800 Series Sliding Window Features

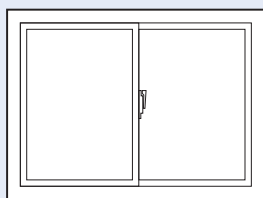
The 2800 Series sliding window offers exceptional design flexibility with a variety of panel options to provide a solution for every home.



Models

2802

2-Panel Sliding Window

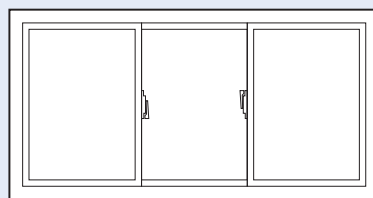


Single Operable Sash Unit

Width: 24" to 72"
Height: 19" to 59"

2803

3-Panel Sliding Window

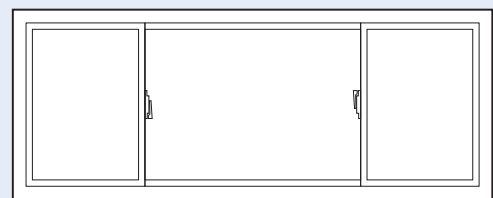


Flanker Sash Units are Operable

Width: 72" to 108"
Height: 19" to 59"

2804

Sliding Window, Picture Center, Sliding Window




Flanker Sash Units are Operable, Center Sash Stationary

Width: 72" to 108"
Height: 19" to 59"

Color

These Silver Line® vinyl windows are available in white and beige. The color is consistent throughout the frame and sash, making scratches virtually invisible.



Energy Efficient Glass Options

All Silver Line windows and doors are available with energy efficient, dual-pane glass options to achieve the level of comfort and energy savings you are looking for. This window offers:

LoE2 Glass – Designed to efficiently and transparently reflect heat, this glass helps keep your home warmer in the winter and cooler in the summer. This can help reduce your energy bills while still ensuring exceptional clarity.

LoE3 Glass – This highly efficient glass helps reflect even more heat, resulting in increased comfort and energy savings year-round.

Argon Gas Fill – An odorless, non-toxic gas that helps reduce heat loss, helping to save on heating costs.

ENERGY STAR®

When shopping for windows, look for windows that have the ENERGY STAR® label. These windows are deemed to be energy efficient by the U.S. Department of Energy. This window meets ENERGY STAR version 5.0 qualifications in all 50 states with optional LoE3 glass and Argon gas.



PARTNER OF THE YEAR

Andersen Corporation, including its subsidiary Silver Line Building Products LLC, earned the 2010 ENERGY STAR® Partner of the Year award.

Hardware

Color coordinated to match the window and designed to provide easy operation.



Lock
(Shown in white)

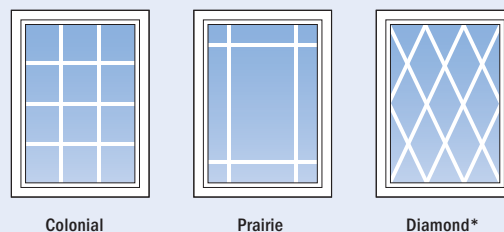
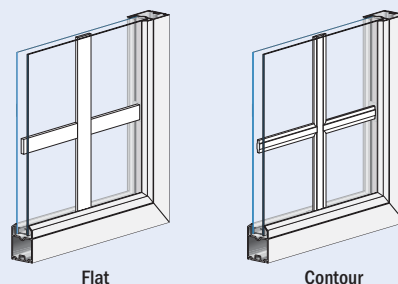
* Available with flat grilles only

Printing limitations prevent exact color duplication. See your Silver Line supplier for actual color samples.

Silver Line does not warrant that inert gas infills (such as Argon gas), sealed in the insulated glass unit at the point of manufacture, will not dissipate over time. Silver Line reserves the right to change product designs, specifications, details and pricing at any time without prior notification.

Grilles and Patterns

Our grilles-between-the-glass options are specially designed to enhance your home's décor and make cleaning your windows a breeze. Grilles are available in several different patterns that are sure to add style to any home.



Finishing Accessories

These Silver Line® windows are available with various finishing options for a quick and professional finish.

Extension Jamb: Available in 4-⁹/₁₆" and 6-⁹/₁₆" sizes in either clear or primed wood to easily trim your windows with molding.

Drywall Channel: Available to create a neat, clean drywall finish.

4-⁹/₁₆" primed extension jambs shown



2800 Series New Construction Sliding Window Sizes - Nominal, Actual and Rough Opening Sizes

Nominal Size			2/0	3/0	4/0	4/2	4/6	5/0	5/4	6/0
Actual Size			24"	36"	48"	50"	54"	60"	64"	72"
Rough Opening*			24 1/2"	36 1/2"	48 1/2"	50 1/2"	54 1/2"	60 1/2"	64 1/2"	72 1/2"
1/8	19"	19 1/8"								
2/0	23"	23 1/2"								
3/0	35"	35 1/2"								
3/6	41"	41 1/2"								
3/8	43"	43 1/2"								
3/10	45"	45 1/2"								
4/0	47"	47 1/2"								
4/2	49"	49 1/2"								
4/4	51"	51 1/2"								
4/6	53"	53 1/2"								
5/0	59"	59 1/2"								

NOTES:



Egress Size:
 Clear opening of 5.7 sq. ft. or greater
 Clear opening width of 20" or greater
 Clear opening height of 24" or greater

- Actual size is inside frame dimension, not including nailing fin
- Window elevations are shown with optional grille patterns. Grille patterns shown are standard grille patterns for appropriate window sizes


* Rough opening sizes shown are for frame construction. Consult a Silver Line dealer for other rough opening size information, such as with masonry or block applications.

Geometric Shapes

Including geometric shapes and picture windows will enhance the other window designs in your home, while giving it a unique style. You can add light from new, refreshing angles and bring natural comfort to your surroundings.

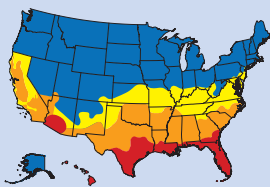
Design Flexibility

Our complete product line of sliding windows, single-hungs, picture windows and geometric shapes can be combined in many ways. With so many window styles and sizes available, the design possibilities are virtually endless. The Silver Line mulling system features strong, durable mullions, allowing you to mull and stack windows in numerous configurations, including:



For more information on Silver Line® windows and doors visit us at www.silverlinewindows.com or call us at 800.234.4228

Performance labels provide the U-Factor and SHGC ratings of a product. The lower the U-Factor, the more you'll save on heating bills. A low SHGC rating will help save on cooling costs. This window has been tested and certified to NFRC standards for energy efficiency.



Glass Type	Glass Thickness	No Grilles			Grilles		
		U-Factor	SHGC	ENERGY STAR	U-Factor	SHGC	ENERGY STAR
Clear	2.2mm	0.48	0.63	-	0.48	0.57	-
	3.0mm	0.49	0.62	-	0.49	0.56	-
LoE2	2.2mm	0.34	0.34	-	0.34	0.31	-
	3.0mm	0.35	0.34	-	0.36	0.30	-
LoE2 w/ Argon Gas	2.2mm	0.30	0.34	■ ■	0.30	0.30	■ ■ ■
	3.0mm	0.31	0.33	■	0.32	0.30	■ ■
LoE3	2.2mm	0.34	0.26	■ ■ ■	0.34	0.23	■ ■ ■
	3.0mm	0.34	0.26	■ ■ ■	0.35	0.23	■ ■ ■
LoE3 w/ Argon Gas	2.2mm	0.30	0.25	■ ■ ■ ■ ■	0.30	0.23	■ ■ ■ ■ ■
	3.0mm	0.30	0.25	■ ■ ■ ■ ■	0.30	0.23	■ ■ ■ ■ ■

Thermal data shown is for products with standard glass construction required to meet published Performance Grade or Design Pressure ratings. Select sizes and/or configurations also require insulating foam. To ensure you receive ENERGY STAR qualified performance, Silver Line will include insulating foam in these sizes and/or configurations at a modest charge.

This window has been tested to the AAMA/WDMA/CSA 101/I.S. 2/A440 standard for product performance. A product only achieves the resulting Performance Grade (PG) or Design Pressure (DP) rating if it complies with all the requirements in the standard (i.e. structural loading, air infiltration resistance, water penetration resistance, etc.). A higher PG or DP rating indicates the product has passed higher performance requirements to the AAMA/WDMA/CSA 101/I.S. 2/A440 testing standard.

Type	Size	Rating
2-Panel	72" x 50"	DP 35
	72" x 60"	DP 20
3-Panel	90" x 48"	DP 30
	108" x 59"	DP 15