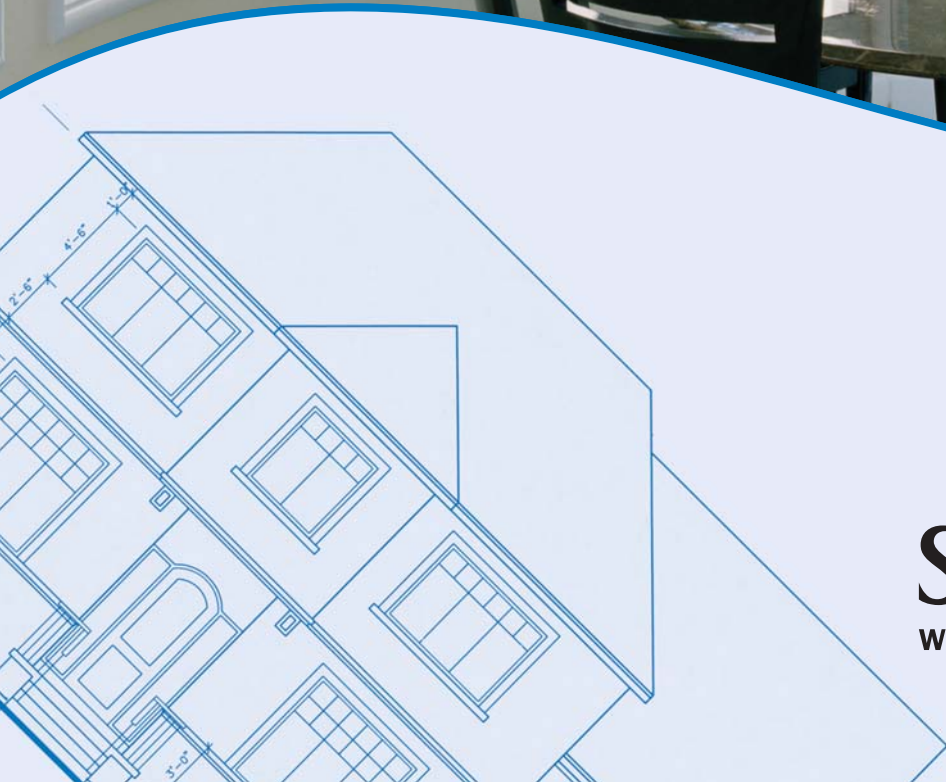
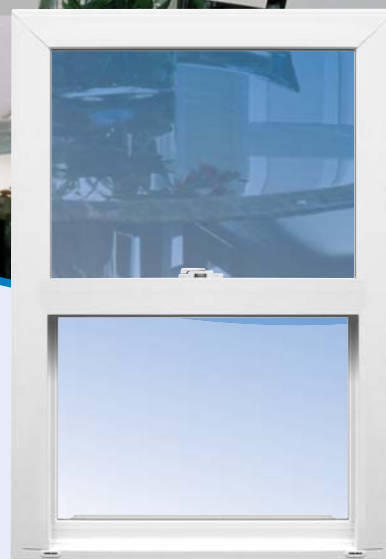



Series 2700

New Construction Single Hung Window



SilverLine[®]
WINDOWS • DOORS



an Andersen Company

New Construction Single Hung Window



Series 2700

Features & Benefits:

- 5/8" insulated glass saves energy and helps reduce heating and cooling costs
- Fusion-welded frame and sash create strong, weather-tight corners
- 1/2" integral exterior flange for easy installation into masonry block construction with the 2710
- A full perimeter nailing fin for frame applications with the 2760
- Dual weatherstripping virtually eliminates drafts for a more energy efficient home
- Bottom sashes tilt in for easy cleaning
- Block and tackle balances for easy sash operation
- **Limited Lifetime Warranty**

The Series 2700 New Construction Single Hung Window was specifically designed to meet the rigid structural and thermal performance requirements of the Florida Building Code. This well-built window has also been tested and certified to Miami-Dade Product Control Approval Standards, making it appropriate for the extreme weather conditions this region faces. The combination of strength, energy efficiency and low maintenance vinyl construction makes the Series 2700 the perfect selection for your next new construction or remodeling project.

Series 2700 Features

The combination of strength, energy efficiency and low maintenance vinyl construction makes the Series 2700 the perfect selection for your next new construction or remodeling project.

Fusion-welded vinyl construction creates a strong, weather-tight window

Multi-chambered frame and sash provide increased rigidity and energy efficiency

1/2" integral exterior flange for easy installation in masonry block applications

Hardware features simple, unobtrusive designs and is color coordinated to blend with the window

5/8" insulated glass for comfort and energy savings. ENERGY STAR® qualified with optional LoE² Glass

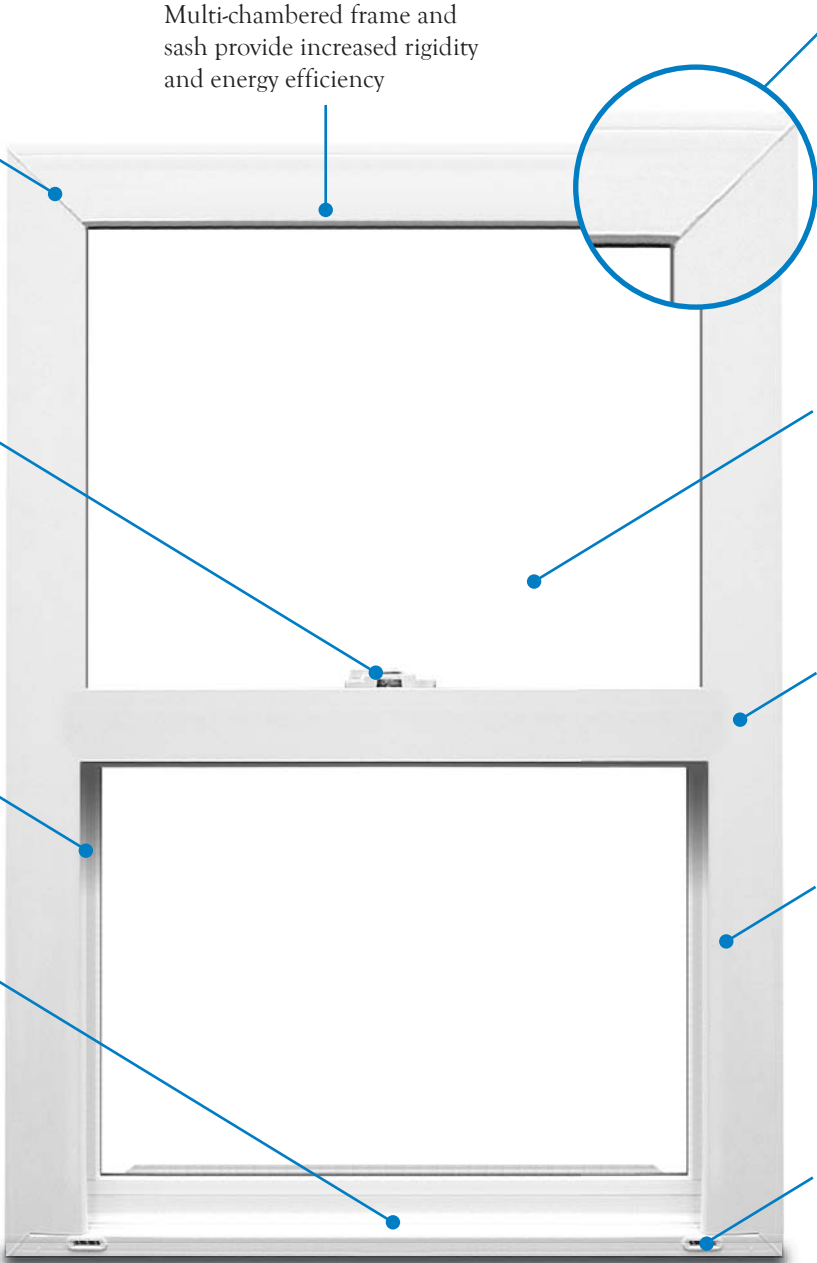
Dual weatherstripping provides an energy efficient, weather-tight seal

Vinyl is virtually maintenance free - never needs painting

True sloped sill prevents water from building up in the sill and leaking into the home

Block and tackle balance system offers smooth, reliable operation

Sill also features weep holes for added resistance to water infiltration



Glass Options

Silver Line® offers several types of glass for just about any requirement. From energy savings, to sound control, to privacy, one of our many choices is sure to meet your needs.

Energy Saver LoE² Glass - Reduces heating and cooling costs, while keeping your home more comfortable all year long. Also reduces fading to window treatments, furniture and floor coverings caused by harmful UV rays.



Other Glass Choices Include:

- Tempered Glass
- Tinted Glass
- Obscure Glass
- Laminated Glass
- LoE² Glass/Argon Gas

Grille Options

Maintenance Free Grilles

Grilles are sealed inside the glass unit, providing the look of muntins without the difficulty of cleaning them. Choose from two different grille types: flat or contour. Several grille patterns are available, including: Colonial, Prairie and Diamond*.



White Contour



Beige Flat



Colonial



Prairie



Diamond*

* Available with flat grilles only

Color Options

These Silver Line vinyl windows are available in white and beige. The color is consistent throughout the frame and sash, making scratches virtually invisible.



White



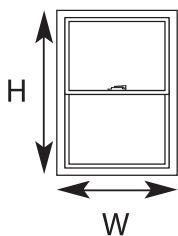
Beige

For color matching purposes, request a color chip. Colors reproduced here as closely as printing will allow.



Series 2710 New Construction Single Hung Window Sizes - Call and Buck Sizes

Call Size	1	1/23	2	3	
Buck Size	18"	25 3/8"	35 7/8"	52"	
2	24 7/8"				
		12	1/2 32	22	32
3	37 1/4"				
		13	1/2 33	23	33
4	49 1/2"				
		14	1/2 34	24	34
5	61 7/8"				
		15	1/2 35	25	35
6	73 1/16"				
		16	1/2 36	26	36



Custom Sizes - 2710 & 2760

Made to fit existing openings within the ranges shown below in 1/8" increments:

Exact Window Width: 18" to 52"

Exact Window Height: 24" to 73 1/16"

- Shaded windows meet clear opening criteria of:
 - Clear opening width of 20" or greater
 - Clear opening height of 24" or greater
 - Clear opening area of 5.7 sq. ft. or greater
- Window elevations are shown with optional grille patterns. Grille pattern shown is standard grille pattern for appropriate window size.

Geometric Shapes


Including geometric shapes and picture windows will enhance the other window designs in your home, while giving it a unique style, adding light from new refreshing angles, and bringing natural comfort to your surroundings.

- Half Circle
- Quarter Circle
- Full Circle
- Octagon
- Eyebrow
- Palladian
- Extended Quarter Circle
- Trapezoid



Design Flexibility

Our complete product line of single hungs, picture windows, transoms and geometric shapes can be combined in many ways. With so many window styles and sizes available, the design possibilities are virtually endless. Silver Line's mulling systems feature strong, durable mullions, allowing you to mull and stack windows in numerous configurations.



For more information on Silver Line® Windows visit us at www.silverlinewindows.com or call us at 800.234.4228

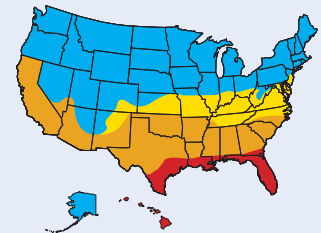
SS2700 6-08



When Shopping For Vinyl Windows, Look For . . .

Windows that have earned the ENERGY STAR®. These windows are deemed to be energy efficient by the US Department of Energy.

The Series 2700 Single Hung Window with optional LoE² Glass is ENERGY STAR qualified in all 50 states.



NFRC MFG CODE: SIL Series 2700 Vinyl Single Hung Window 5/8" Insulated Glass	
ENERGY PERFORMANCE RATINGS U-Factor (U.S.G.P.) Solar Heat Gain Coefficient	
0.51	0.60
ADDITIONAL PERFORMANCE RATINGS Visible Transmittance Air Leakage (U.S.G.P.)	
0.62	-

NFRC labels provide the U-Factor and Solar Heat Gain Coefficient ratings of a window. The lower the U-Factor, the more you'll save on heating bills. A low SHGC rating will help save on cooling costs.

The Series 2700 Single Hung Window has been tested and certified to NFRC standards for energy efficiency.

Glass Type	U-Factor	SHGC
Clear	0.51	0.60
LoE ²	0.37	0.34
LoE ² /Argon	0.33	0.33



AAMA is a nationally recognized authority, developing voluntary standards to test and validate the structural performance of windows, doors and skylights.

The Series 2700 has been tested and certified to AAMA design pressure (DP) standards. The higher the DP rating, the stronger the window.

Window Size	DP-Rating
52" x 73"	DP-60

